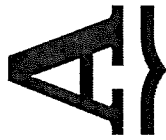


Student Information Systems - Unified Insights

Stacy Royster




ALABAMA STATE DEPARTMENT *of* EDUCATION

Dynamic Dashboards





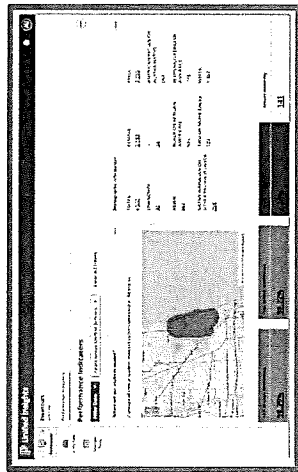
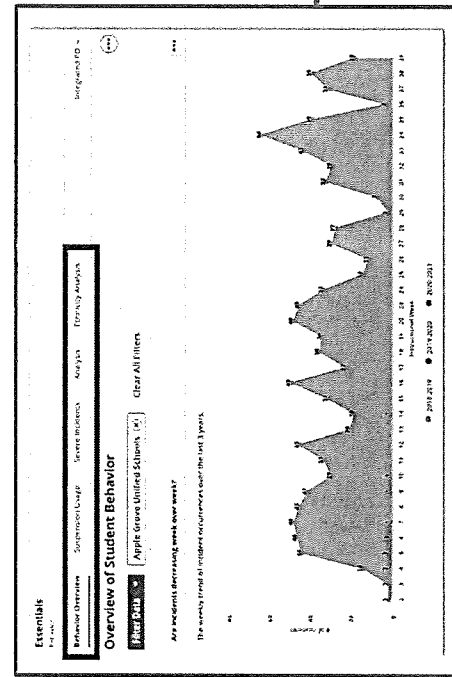
- Enrollment
- Attendance
- Behavior
- Academics
- Assessments
- Digital Learning
- Literacy Act
- Many more to come...

Unified Insights	
<ul style="list-style-type: none"> Dashboards Menu Essentials Classroom Interventions Usage 	<ul style="list-style-type: none"> Overview Performance Indicators Enrollment Enrollment Overview Admissions Withdrawals Programs Attendance Attendance Overview Chronic Absences School Completion Classroom Absences Behavior Behavior Overview Suspension Usage Severe Incidents Analytics Ethnicity Analysis Academics Achievement Core Subjects Summary AP Teacher Analysis Standards by Grade
<ul style="list-style-type: none"> Assessments ACAP Alternate ACAP Alternate Math ACAP Reading Summative ACAP Reading Supplemental ACAP Summative ACAP Summative Math ACCESS AP ISTATION Pre-ACT STAR WORKSHEYS IFReady mClass AIMSweb Plus RIEA MAP ACT Plus Score Report Score Search Digital Learning Student Activity SMI Activity Student Activity Data Wall Student Outcomes 	<ul style="list-style-type: none"> Literacy Act 3rd Grade Data Level 1 List Retention Good Cause Reading Deficiency Screened for Dyslexia Summer Reading Camp Students Student List Student Datawall Reporting Attendance and Behavior



ALABAMA STATE DEPARTMENT of EDUCATION

Dynamic Dashboards



ALABAMA STATE DEPARTMENT of EDUCATION

Comprehensive Student Profiles

- Find all the student's historical data in one location
- Select the links at the top of the page to access other sub-panels for the student such as **Attendance Detail, Behavior Detail, Academic Detail, and Risk Analysis Detail**

ID	NAME	BIRTH DATE	SEX	GRADE	RACE	ETHNICITY	SCHOOL	STATUS
0	ASACEM, SCENZO GA	10/28/2013	M	0202	American Indian or Alaska Native	American Indian or Alaska Native	DePaul Elementary School	In Progress



ALABAMA STATE DEPARTMENT of EDUCATION

SRIP & Literacy Act Portfolios

- Realtime plan entries and updates

This screenshot shows a table with multiple columns, likely representing student data. The columns include fields for student identification, demographic information, and performance scores. The data is organized in a grid format with alternating row colors for readability.

The screenshot displays the 'Unified Insights' dashboard for a '3rd Grade Reading TEST'. It features a navigation menu on the left with options like 'Plans', 'Test Dates', 'Demographics', and 'Academics'. The main content area shows a table with columns for 'YEAR', 'MARK', 'COURSE SUBJECT', 'COURSE NAME', 'TERM', 'STAFF NAME', 'TYPE', 'CREDITS', and 'GRADE'. The table contains one row of data for the year 2024, showing 'Physical Education' as the course subject and 'Physical Education' as the course name. The dashboard also includes a 'Demographics' section with a circular icon and a '3rd Grade Reading TEST' title.



ALABAMA STATE DEPARTMENT of EDUCATION